

FERRARI TRIBUTE TO 1000MIGLIA 2020

Data: 23.10.2020 Ora: 10:00

Oggetto: **Circolare Informativa 8** Documento: 1.8

Da: Direttore di gara

A: Concorrenti - Equipaggi

Pagine del documento: 1

Allegati: 1 (6 pagine)


A) MODIFICA DEL PUNTO C) DELLA CIRCOLARE INFORMATIVA 5

~~L'Allegato 3 sostituisce la pagina 125 del Road book della 3ª Tappa~~

B) Modifica del percorso e del Road book

Il percorso del **Settore 9** è modificato dal box 132 di pagina 77 al box 12 di pagina 85 del Road book della 3ª Tappa come descritto nell'Allegato alla presente Circolare Informativa.

Il RISTORO è confermato tra il box D e il box E dell'Allegato alla presente Circolare Informativa.



Il Direttore di gara
Lucio DE MORI

FERRARI TRIBUTE TO 1000MIGLIA 2020

Date: 23.10.2020 Time: 10:00

Subject: **Bulletin 8** Document: 1.8

From: Clerk of the course

To: Entrants - Crews

Pages of the document: 1

Attachments: 1 (6 pages)

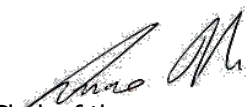
A) AMENDMENT TO ITEM C) OF BULLETIN 5

~~The Attachment 3 replace the page 125 of Road book of Leg 3~~


B) Change of itinerary and of Road book

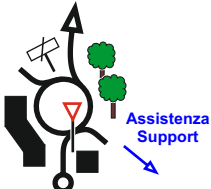

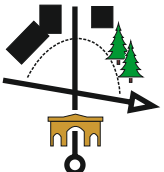
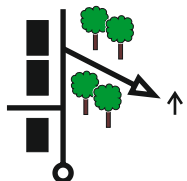
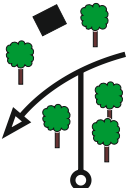
The **Sector 9** is modified from box 132 page 77 to box 12 page 85 of Road book of Leg 3 as per Attachment to the present Bulletin.


The REFRESHMENT is confirmed between box D and box E of the Attachment.


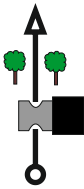
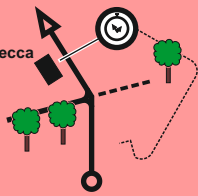

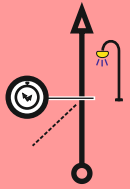





The Clerk of the course
Lucio DE MORI


Settore 9	C.O. 11 SIENA - Piazza del Campo	Km 126,01
1000 MIGLIA 	C.O. 12 LUCCA	T.I. 4h 00'
	C.T.	Media 31,5

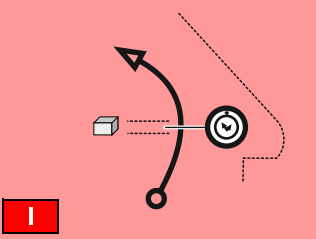

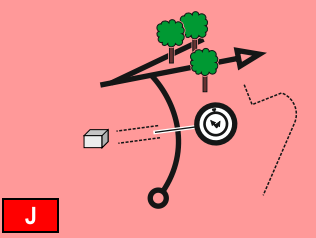

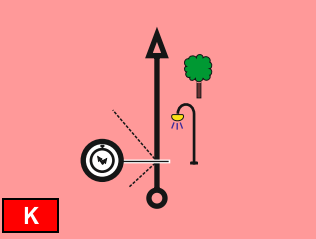

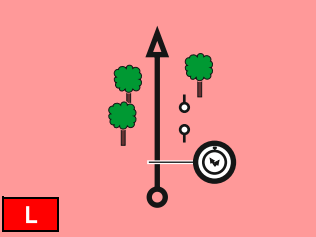


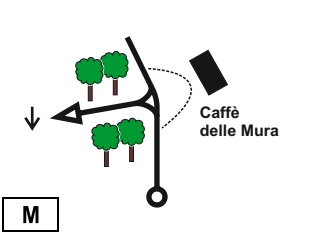
Distanze		Direzione	Informazioni	Note	Dist. Tot. Regress.
Totali	Parziali				
122,52	0,97	 <div style="border: 1px solid black; padding: 2px; display: inline-block;">131</div>	<div style="border: 1px solid black; padding: 5px; display: inline-block; background-color: blue; color: white;">← PESCIA</div> (Porta Elisa)		41 3,49
122,60	0,08	 <div style="border: 1px solid black; padding: 2px; display: inline-block;">132</div>			3,41
122,73	! 0,13	 <div style="border: 1px solid black; padding: 2px; display: inline-block;">A</div>			3,28
122,98	! 0,25	 <div style="border: 1px solid black; padding: 2px; display: inline-block;">B</div>			3,03
123,06	0,08	 <div style="border: 1px solid black; padding: 2px; display: inline-block;">C</div>		Mura di Lucca IN	2,95




Settore 9	C.O. 11 SIENA - Piazza del Campo	Km 126,01
1000 MIGLIA 	C.O. 12 LUCCA	T.I. 4h 00'
	C.T.	Media 31,5

Distanze		Direzione	Informazioni	Note	Dist. Tot. Regress.
Totali	Parziali				
123,96	0,90	 D	(Porta S. Maria)		2,05
124,93	0,97	 E	(Porta S. Donato)		1,08
125,14	0,21	 F	 Start Inizio PC 89 (Baluardo S. Donato)	N43.84284 E10.49567	0,87
125,22	0,08	 G	 Fine PC 89 Inizio PC90	N43.84204 E10.49606	0,79
125,35	0,13	 H	 Fine PC 90 Inizio PC 91	N43.84068 E10.49676	0,66

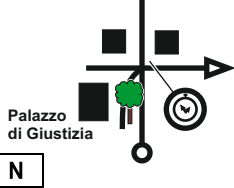

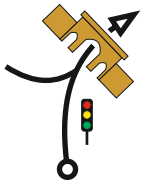


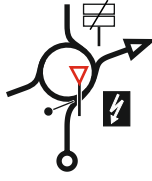


T3 **0,08**

Settore 9	C.O. 11 SIENA - Piazza del Campo	Km 126,01
1000 MIGLIA 	C.O. 12 LUCCA	T.I. 4h 00'
	C.T.	Media 31,5

Distanze		Direzione	Informazioni	Note	Dist. Tot. Regress.
Totali	Parziali				
125,43	0,08		 Fine PC 91 Inizio PC 92		0,58 N43.84040 E10.49634
125,54	0,11		 Fine PC 92 Inizio PC 93		0,47 N43.84000 E10.49711
125,70	0,16		 Fine PC 93 Inizio PC 94		0,31 N43.83980 E10.49879
125,82	0,12		 Fine PC 94		0,19 N43.83929 E10.50015
125,94	 0,12		Mura di Lucca OUT (Piazza Vittorio Emanuele)		0,07

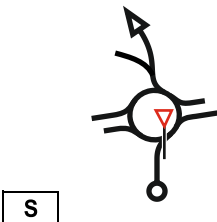
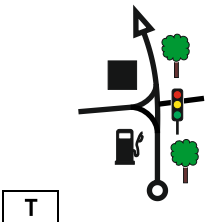
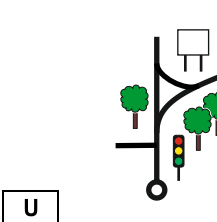
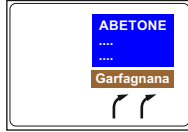
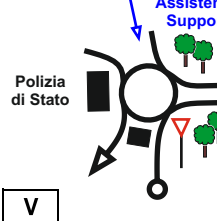
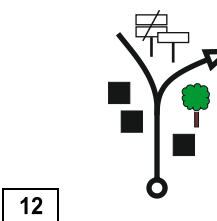

Settore 9		C.O. 11 SIENA - Piazza del Campo		Km 126,01		
		C.O. 12 LUCCA		T.I. 4h 00'		
		C.T.		Media 31,5		
<i>DISTANZE</i>		<i>Direzione</i>		<i>Informazioni</i>	<i>Note</i>	<i>Dist. Tot. Regress.</i>
<i>Totali</i>	<i>Parziali</i>					
126,01	0,07	 <p>Palazzo di Giustizia</p> <p>N</p>		 <p>12</p>		0,00
						N43.83938 E10.50179

Settore 10	C.O. 12 LUCCA	Km 208,71
	C.O. 13 SALSOMAGGIORE TERME	T.I. 5h 30'
	C.T. 17 Viareggio km 32,26	Media 37,9

Distanze		Direzione	Informazioni	Note	Dist. Tot. Regress.
Totali	Parziali				
0,00	0,00	 <p>Palazzo di Giustizia</p> <p>N</p>			208,71
0,10	0,10	 <p>O</p>	(Porta S. Pietro)		208,61
0,19	0,09	 <p>P</p>	! Stai a DX ! Keep the Right Line		208,52
0,29	0,10	 <p>Q</p>	! Stai a DX ! Keep the Right Line		208,42
0,84	0,55	 <p>R</p>	 		207,87

T3 **0,25**

Settore 10	C.O. 12 LUCCA	Km 208,71
1000 MIGLIA →	C.O. 13 SALSOMAGGIORE TERME	T.I. 5h 30'
	C.T. 17 Viareggio km 32,26	Media 37,9

Distanze		Direzione	Informazioni	Note	Dist. Tot. Regress.
Totali	Parziali				
1,09	0,25		Lavori in Corso Work in Progress		207,62
1,49	0,40				207,22
2,29	0,80		 ! Stai a DX ! Keep the Right Line		206,42
2,69	0,40		(Porta S. Maria) (Via Barsanti e Matteucci)		206,02
3,18	0,49				205,53