

## Application instructions

On-line registration forms are accessible in the appropriate section. Registration will close on **12th February 2025**.

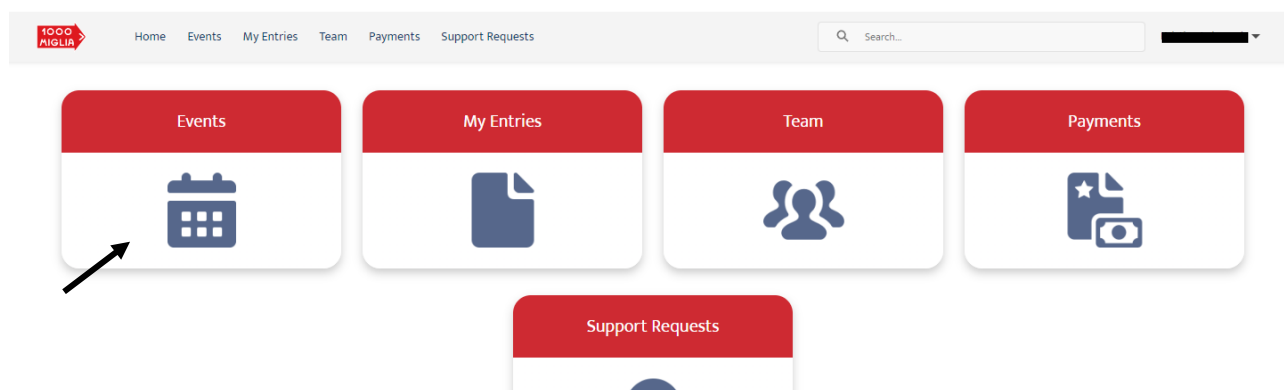
Incomplete or inaccurate applications without the necessary documentation or without the payment of the entry fee will be discarded.

The date on which deposits are received in the account of 1000 Miglia S.r.l. via credit card or bank transfer will be considered as the date of application.

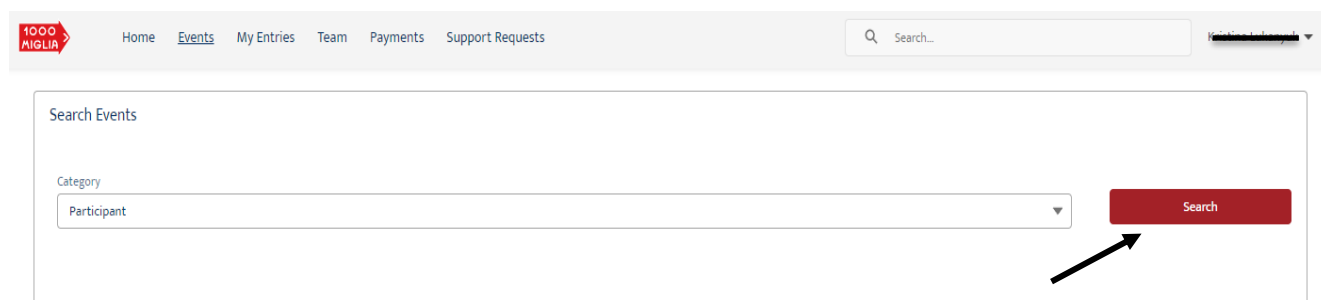
Below please find the required details and other useful information to complete the process.

Please note that it is not possible to use the same email address for different accounts.

### 01 Login in your Reserved Area and click on "Events"



### 02 Select "Participant" and click on "Search"



### 03 Select the event and click on “Sign Up”

The screenshot shows the 1000 Miglia website interface. At the top, there is a navigation bar with links: Home, Events, My Entries, Team, Payments, and Support Requests. A search bar is also present. Below the navigation bar, there is a 'Search Events' section. It includes a 'Category' dropdown menu set to 'Participant' and a 'Search' button. Below this, there is a table of events. The first event, 'Ferrari Tribute 1000 Miglia 2024', is highlighted with a red border. It shows the 'Participant Registration Opening Date' as 'Dec 12, 2023' and the 'Participant Registration Closing Date' as 'Oct 6, 2024'. Below the table, there is a large red button labeled 'Sign Up'. Two red arrows are pointing to the event and the button respectively.

### 04 The following screen will appear, please click on “Complete Registration”

The screenshot shows the 1000 Miglia website interface for the registration details. At the top, there is a 'Case' number '00001719'. Below this, there are three tabs: 'Status', 'Contact Name', and 'Event'. The 'Status' tab is selected, showing 'Entry fee selection'. The 'Contact Name' tab shows 'Kristina Lukanyuk'. The 'Event' tab shows 'Ferrari Tribute 1000 Miglia 2024'. Below the tabs, there is a red button labeled 'Complete Registration'. A red arrow is pointing to this button. Below the button, there is a 'Subscription Details' section with a table of information. The table has two columns: 'Subscription Details' and 'Contact Information'. The 'Subscription Details' column includes: Case Number (00001719), Event (Ferrari Tribute 1000 Miglia 2024), Sponsor Team, Entry Fee, Accepted/In Waiting List Car, Sticker, Payments (checked), Bank Data, Paid (checked), and Refunded (checked). The 'Contact Information' column includes: Contact Name, Contact Mobile, Contact Email, Status, Entry fee selection, Race Number, Total Order (0,00 €), and Billing Data.

## 05 Select the package and click on "Next"

Registration

Step 1/8

Select Package

Select Package

Bundle name	Price	Description
<input type="radio"/> BASIC ENTRY IN DOUBLE ROOM	€15,250.00	Participation in the competition after selection of the car. Hospitality for a crew of two people, including 4 nights (11-12-13-14 June) in a double room (not less than 4 stars), meals, prize giving ceremony
<input type="radio"/> SILVER ENTRY IN DOUBLE ROOM	€17,690.00	Participation in the competition after selection of the car. Hospitality for a crew of two people, including 6 nights (9-10-11-12-13-14 June) in a double room (not less than 4 stars), meals, prize giving ceremony
<input checked="" type="radio"/> GOLD ENTRY IN DOUBLE ROOM	€21,960.00	Participation in the competition after selection of the car. Hospitality for a crew of two people, including 6 nights (9-10-11-12-13-14 June) in a double room (not less than 4 stars), meals, prize giving ceremony

Close Next

## 06 Fill in all the required info and click on "Next"

(the fields marked with the \* are mandatory)

Registration

Step 2/8

Participant

Participant Registration

Personal Data

\* Account Name

Salutation

--None--

First Name

\* Last Name

Company Name

\* Citizenship

VAT Number

Nation

Language

Registered type

Physical Person

\* Birthdate

d MMM yyyy

\* Birthplace

\* Gender

Woman

Tax Code

iknkry94p44s138z

\* Size

S

Meals - allergies and intolerances

Close Next

## 07 In case the co-driver is already known click on "Insert Contact"

Registration

Step 3/8

Select Driver

Select 2 Driver

<input type="checkbox"/>	Full Name	Email	Mobile Phone	Driver Category	Registered
<input checked="" type="checkbox"/>	[REDACTED]	[REDACTED]	[REDACTED]		
<input type="checkbox"/>	[REDACTED]	[REDACTED]	[REDACTED]		

## 08 Once you have entered the co-driver information, select both drivers and click on "Select"

Registration

Step 3/8

Select Driver

Select 2 Driver

<input type="checkbox"/>	Full Name	Email	Mobile Phone	Driver Category	Registered
<input checked="" type="checkbox"/>	[REDACTED]	[REDACTED]	[REDACTED]		
<input checked="" type="checkbox"/>	[REDACTED]	[REDACTED]	[REDACTED]		

## 09 Choose the role for the driver and co-driver and click on "Save"

Change Role

Full Name	Driver Category
[REDACTED]	Driver
Full Name	Driver Category
[REDACTED]	Co-driver

## 10 Select both drivers and click on "Next"

Registration

Step 3/8

Select 2 Driver

<input checked="" type="checkbox"/>	Full Name	Email	Mobile Phone	Driver Category	Registered
<input checked="" type="checkbox"/>	[Redacted]	[Redacted]	[Redacted]	Driver	✓
<input checked="" type="checkbox"/>	[Redacted]	[Redacted]	[Redacted]	Co-driver	✓

Select Insert Contact Edit Contact Remove

Close Next

## 11 Vehicle Registration

All cars entered for the race will have to be registered in the Registro 1000 Miglia. It is a mere "registration" completely free of charge.

If the vehicle has already been correctly registered in the Registro 1000 Miglia, you will have to fill in the code of the Registro 1000 Miglia WITHOUT ANY SPACES OR SYMBOLS. Then click on "SEARCH"

Registration

Step 4/8

Car Registration

1000 Miglia Register Code

Search

Don't have the 1000 Miglia Registry Code?  
Register your car in the 1000 Miglia Register!

Registration

Close Next

In case your vehicle is not in the Registro 1000 Miglia, please click on "Registration" and follow the instructions.

Registration

Step 4/8

Car Registration

1000 Miglia Register Code

Search

Don't have the 1000 Miglia Registry Code?  
Register your car in the 1000 Miglia Register!

Registration

Close Next

The vehicle will appear and if you want to candidate only one car click on “Next”

Registration

Step 4/8

✓✓✓✓

Race car

Car Registration

Search result

Brand  
ALFA ROMEO

Model  
1900 Super

Year of construction  
1956

Register Status  
Valid Certificate

Close

Save and new

Next

If you want to candidate more than one vehicle, click on “Save and new” and proceed as above.

Registration

Step 4/8

✓✓✓✓

Race car

Car Registration

Search result

Brand  
ALFA ROMEO

Model  
1900 Super

Year of construction  
1956

Register Status  
Valid Certificate

Close

Save and new

Next

## 12 Bank Data

Fill in your bank data (necessary for the entry fee refund) and click on "SAVE"  
(the fields marked with the \* are mandatory)

Insert bank data

* Name	* Bank Account Nationality
<input type="text"/>	<input type="text"/>
* Last Name	* IBAN
<input type="text"/>	<input type="text"/>
* Email	* Bank Account Number
<input type="text"/>	<input type="text"/>
* Address	* Account Holder
<input type="text"/>	<input type="text"/>
* City	* SWIFT/ BIC
<input type="text"/>	<input type="text"/>

If you have already filled in the required bank data, select it and click on "NEXT"

Registration

Step 5/8

Bank data

Select bank data

Account Holder	IBAN	SWIFT/ BIC	Bank Account Nationality
<input type="text"/>	<input type="text"/>	<input type="text"/>	Italia

## 13 Billing Data

Fill in the billing data necessary for the invoice and click on "Insert"

(the fields marked with the \* are mandatory)

Please fill in the "Company Data" only if you need the invoice to be issued to a company

### Insert billing data

Information			
* Name	<input type="text"/>	* Email	<input type="text"/>
* Last Name	<input type="text"/>	* Birthplace	<input type="text"/>
Tax Code	<input type="text"/>	* Birthdate	<input type="text"/>
* City	<input type="text"/>		d MMM yyyy
* Postal Code	<input type="text"/>	* Address	<input type="text"/>
		* Country	<input type="text"/>
Company data			
Company Name	<input type="text"/>	VAT Number	<input type="text"/>
SDI Code	<input type="text"/>	CEM	<input type="text"/>
<input type="button" value="Insert"/>			

If you have already filled in the required billing data, select it and click on "NEXT"

### Registration

Step 6/8				
✓	✓	✓	✓	✓
				Billing data
Select billing data				
Name	▼	Last Name	▼	Company Name
▼		▼		▼
<input type="text"/>		<input type="text"/>		City
				Servico
<input type="button" value="Insert"/>				
				<input type="button" value="Close"/> <input type="button" value="Next"/>



## 14 Regulations Acceptance

Please go through the regulation by scrolling the toolbar on the right and accept the mandatory conditions and then click on "NEXT"

The acceptance of the regulations marked with the \* is mandatory; if you want, it is also possible to accept the Waiting List.

At the completion of this step, the system will send an email with the recap of the Entry

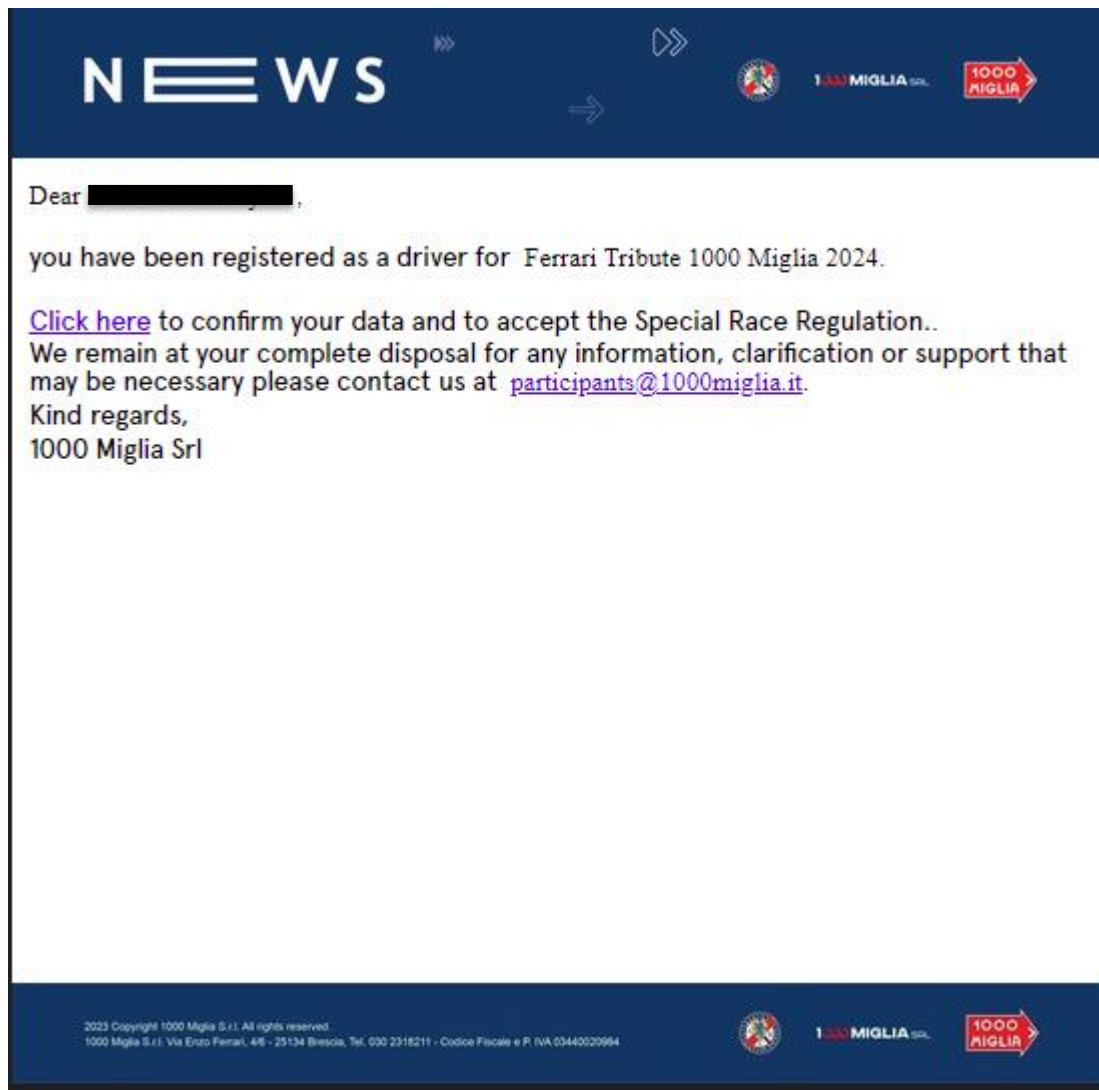
The screenshot shows the 'Registration' progress bar at 'Step 7/8' with the title 'Acceptance of Regulations'. Below the progress bar is a scrollable text area containing legal terms. At the bottom, there are four checkboxes: 'Special Regulation Acceptance' (marked with a red asterisk and checked), 'Waiting List Acceptance' (unchecked), 'General Conditions Acceptance' (marked with a red asterisk and checked), 'Image Consent' (marked with a red asterisk and checked), and 'Specific Conditions Acceptance' (checked). A red line with a red checkmark is visible below the checkboxes. On the right, there are 'Close' and 'Next' buttons. Arrows indicate the scroll bar on the right and the 'Next' button.

## 15 Payment

Select the method of payment you prefer by clicking on "PAY BY BANK TRANSFER" or "PAY BY CREDIT CARD" and complete the entry by making the payment.

The screenshot shows the 'Registration' progress bar at 'Step 8/8' with the title 'Payment'. Below the progress bar, there are two payment options: 'Bank Transfer' and 'CREDIT CARD'. Under 'Bank Transfer', it says 'Make the payment via bank transfer' and has a 'Pay by bank transfer' button. Under 'CREDIT CARD', it says 'Make the payment by credit card' and has a 'Pay by credit card' button. A 'Close' button is located at the bottom right. Arrows point to the 'Pay by bank transfer' and 'Pay by credit card' buttons.

When the payment has been received by 1000 Miglia, the system will send to both drivers an email to confirm their data and accept the Special Race Regulations.



When the payment has been received by 1000 Miglia, the system will send a confirmation email.



Dear [REDACTED]

Thank you for registering for the most beautiful race in the world.

Your payment of deposit has been successfully credited to our account.

Please, note that the date of your registration coincides with the date of accreditation of the deposit on the bank account of 1000 Miglia S.r.l..

We take this opportunity to remind you that you can verify online whether you have been selected to take part by accessing your personal area on our website within the [REDACTED]

We will send you formal confirmation to the e-mail address you specified in the entrant section.

Should we fail to accept your application, we undertake to refund the deposit to your credit card or by bank transfer by [REDACTED].

We remain at your complete disposal for any information, clarification or support that may be necessary please contact us at [participants@1000miglia.it](mailto:participants@1000miglia.it).

Kind regards,  
1000 Miglia s.r.l.



The status of the Entry will be changed into "To Be Evaluated".  
The Entry information will no longer be modifiable by the entrant.

Status	Contact Name	Event
To be evaluated		Ferrari Tribute 1000 Miglia 2024

Subscription Details   Participants   Candidate Cars   Payments   Additional Services   Documents Upload

Case Number	Contact Name
00001717	
Event	Contact Mobile
Ferrari Tribute 1000 Miglia 2024	
Sponsor Team	Contact Email
Entry Fee	Status
Gold	To be evaluated
Accepted/In Waiting List Car	Race Number
Sticker	Total Order
	21.960,00 €

✓ Payments

Bank Data	Billing Data
DBA_0000034	DFA_0000045
Paid	Refunded
<input checked="" type="checkbox"/>	<input type="checkbox"/>